





## Knox SOW website

### How to add the website's bookmark icon on your phone's Home Screen

#### **Android:**

1. Open  Google Chrome internet browser and type in the website address: [www.knoxsow.fun](http://www.knoxsow.fun) (Do not use any other internet browser.)
2. Tap the 3 dots at the top right of the screen.
3. Scroll down the list of options displayed and tap on "Add to Home Screen".
4. Name the icon "Knox SOW" and tap Add.

#### **iPhone:**

1. Open  Safari internet browser and type in the website address: [www.knoxsow.fun](http://www.knoxsow.fun)
2. Tap the Bookmark button at the bottom of the screen depicting an arrow and a square.
3. Scroll down the list of options displayed and tap on "Add to Home Screen".
4. Name the icon "Knox SOW".

*Now you can go straight to the website with just one tap.*

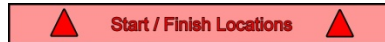
*See below to quickly access the Start/Finish Locations.*



## Knox SOW – Start / Finish Locations

### How to download and quickly find this file using Adobe Reader

1. Open your internet browser and go to the Knox SOW website ([www.knoxsow.fun](http://www.knoxsow.fun)) and tap on the Start / Finish Locations link to go to the webpage. Tap on the red header to download the PDF file onto your phone.



2. If this doesn't automatically open your built-in PDF Reader or Adobe Reader, select one of these apps. (Adobe Reader can be found in the App Store or Play Store.)
3. Once the Reader has opened, find the 'KnoxSOW-SFLocations' file. You may have to select 'Files' or 'Recent' and scroll. If you have the option to 'Star' or mark this file as a 'Favourite', do so as this will make it easier to find next time.
4. Tap the file name to open the document. You may also zoom-in to the map icon



and touch it to open Google Maps at the Start Location. Tap 'Directions' to get driving instructions from your current location to the Start Location.